




LONG RANGE WATER & SEWER SERVICE AREA

CITY OF ARCADIA COMPREHENSIVE PLAN

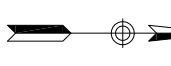
TREMPEALEAU COUNTY
WISCONSIN

LEGEND


-  SEWER & WATER SERVICE AREA BOUNDARY
-  CORPORATE LIMITS (AS OF 9-9-2008)
-  EXISTING ELECTRIC UTILITY BOUNDARY AND SERVICE AREA OUTSIDE CITY LIMITS

NOTE: Service area boundaries are subject to future facility studies for each service area.

N



0' 1000' 2000'



SCALE IN FEET

DAVY ENGINEERING CO.
LA CROSSE, WISCONSIN

1-19-2009 PROJ. NO. 1405-160.010

FIGURE 8

